

KENT[®]
wood fires & heating



RUAPEHU WOOD FIRE

WOOD FIRE RANGE

WELCOME TO KENT!

FOR OVER 40 YEARS Kent wood fires have been heating New Zealand homes, creating a warm, cosy haven that Kiwi's look forward to enjoying.

WE'RE FAMILY OWNED and we see every Kent wood fire as a reflection of our high standards and commitment to quality. Designed in New Zealand for your New Zealand home, Kent indoor wood fires come with a **15 year warranty**, backed by service and support at your doorstep.

KENT'S INNOVATIVE approach to design, economy and performance, mean that we have a fire that will suit your needs and will keep you toasty and warm for years to come.

OVER 400,000 NEW ZEALANDERS trust Kent to warm their home the way only a wood fire can. Join the Kent family and discover the range for yourself!



Gregg Brown | Managing Director



OXFORD WOOD FIRE. Pictured here with Kent floor protector, but without required flue shield.



KENT®
wood fires & heating

DESIGNED HERE

- › Designed for NZ conditions
- › Innovative contemporary designs
- › Economy and high performance

TRUSTED HERE

- › Made from the highest quality materials and made to last
- › Local support and service
- › Generous warranties
- › Family owned



LOVED HERE

- › Heating NZ homes for over 40 years
- › Over 400,000 Kiwis enjoy a Kent wood fire
- › Using a renewable resource is a positive environmental choice

**DESIGNED HERE.
TRUSTED HERE.
LOVED HERE.**



10 REASONS TO CHOOSE A KENT WOOD FIRE



DESIGNED HERE.
TRUSTED HERE.
LOVED HERE.



KENT[®]
wood fires & heating

FREESTANDING WOOD FIRES



CARDRONA WOOD FIRE. Pictured here with Kent floor protector, but without required flue shield.

LOVED HERE.





CARDRONA

14kW

KWF295-6960



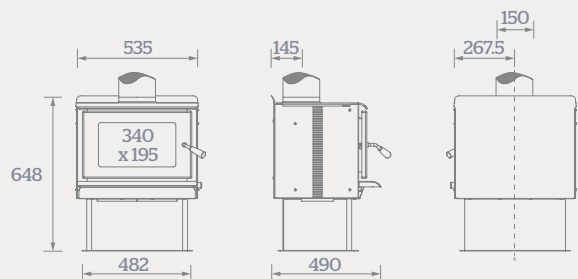
FEATURES

- Contemporary matt black design, 5mm steel
- Vermiculite brick lined firebox
- Multi-burn firebox helps glass remain clear
- Steel plate top for cooking use

SPECIFICATIONS

- Estimated maximum heat output: 14kW
- Heats area up to 150m² (typically up to three standard rooms)
- Average emission rate: 0.80g/kg
- Overall average efficiency: 69%
- ECAN Authorisation No. 165498

DIMENSIONS (MM)



OXFORD

14kW

KWF295-6961



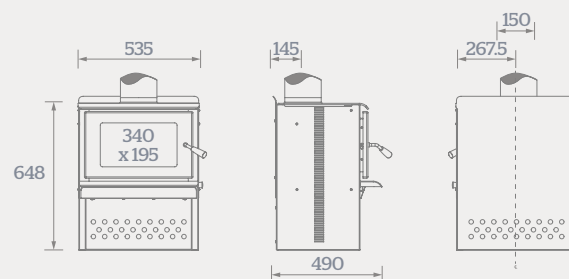
FEATURES

- Contemporary matt black design, 5mm steel
- Vermiculite brick lined firebox
- Multi-burn firebox helps glass remain clear
- Steel plate top for cooking use

SPECIFICATIONS

- Estimated maximum heat output: 14kW
- Heats area up to 150m² (typically up to three standard rooms)
- Average emission rate: 0.80g/kg
- Overall average efficiency: 69%
- ECAN Authorisation No. 165500

DIMENSIONS (MM)





BENMORE

14kW

KWF295-6962



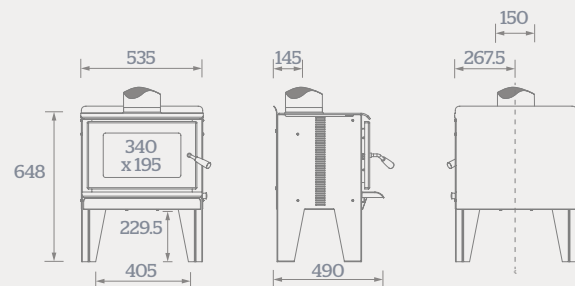
FEATURES

- Contemporary matt black design, 5mm steel
- Vermiculite brick lined firebox
- Multi-burn firebox helps glass remain clear
- Steel plate top for cooking use

SPECIFICATIONS

- Estimated maximum heat output: 14kW
- Heats area up to 150m² (typically up to three standard rooms)
- Average emission rate: 0.80g/kg
- Overall average efficiency: 69%
- ECAN Authorisation No. 165499

DIMENSIONS (MM)



14kW



150m²



Radiant



Clean Air



FORBES WOOD FIRE. Pictured here without required flue shield. Tabletop not included.



HAAST

18kW

KWF295-6950



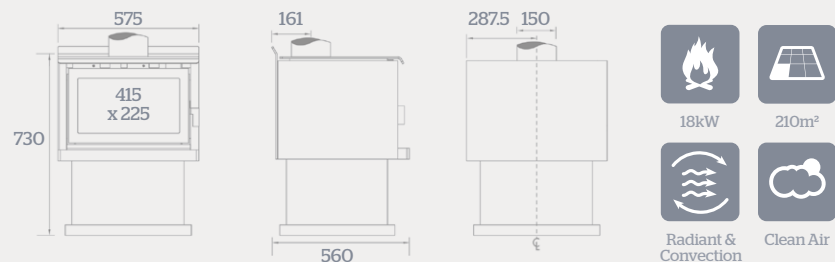
FEATURES

- Traditional matt black design, 6mm steel
- Vermiculite brick lined firebox
- Multi-burn firebox helps glass remain clear
- Steel plate top for cooking use

SPECIFICATIONS

- Estimated maximum heat output: 18kW
- Heats area up to 210m² (typically up to four standard rooms)
- Average emission rate: 0.98g/kg
- Overall average efficiency: 66%
- ECAN Authorisation No. 144660
- Rural airslide available (KWF299-7128)

DIMENSIONS (MM)



MURCHISON

18kW

KWF295-6952



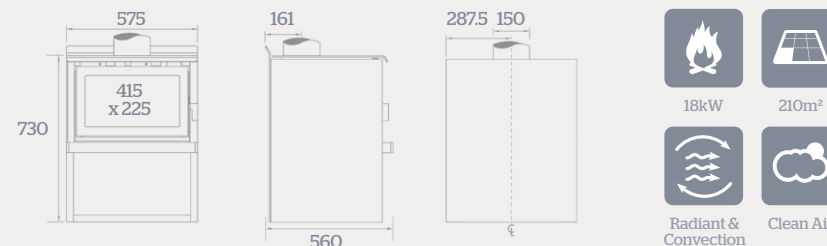
FEATURES

- Traditional matt black design, 6mm steel
- Vermiculite brick lined firebox
- Multi-burn firebox helps glass remain clear
- Convenient dry wood storage using open base design
- Steel plate top for cooking use

SPECIFICATIONS

- Estimated maximum heat output: 18kW
- Heats area up to 210m² (typically up to four standard rooms)
- Average emission rate: 0.98g/kg
- Overall average efficiency: 66%
- ECAN Authorisation No. 144662
- Rural airslide available (KWF299-7128)

DIMENSIONS (MM)





ASPIRING

18kW

KWF295-6951



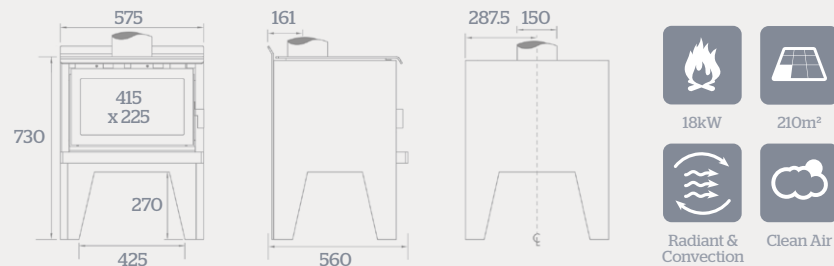
FEATURES

- Traditional matt black design, 6mm steel
- Vermiculite brick lined firebox
- Multi-burn firebox helps glass remain clear
- Steel plate top for cooking use

SPECIFICATIONS

- Estimated maximum heat output: 18kW
- Heats area up to 210m² (typically up to four standard rooms)
- Average emission rate: 0.98g/kg
- Overall average efficiency: 66%
- ECAN Authorisation No. 144661
- Rural airslide available (KWF299-7128)

DIMENSIONS (MM)



FORBES

18kW

KWF295-6964



The Forbes Bench Top fire can be fitted easily onto any regulation bench. Utilising the popular mid-size firebox enables customised design to give more versatility when designing your home!

FEATURES

- Traditional matt black design, 6mm steel
- Vermiculite brick lined firebox
- Multi-burn firebox helps glass remain clear
- Steel plate top for cooking use

SPECIFICATIONS

- Estimated maximum heat output: 18kW
- Heats area up to 210m² (typically up to four standard rooms)
- Average emission rate: 0.98g/kg
- Overall average efficiency: 66%
- ECAN Authorisation No. 181319
- Rural airslide available (KWF299-7128)

DIMENSIONS (MM)





RUAPEHU

22kW

KWF295-6965

VERMICULITE
FIREBOX
15
YEAR
WARRANTY

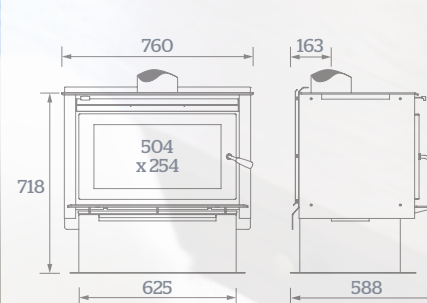
FEATURES

- Traditional matt black design, 6mm steel
- Vermiculite brick lined firebox
- Multi-burn firebox helps glass remain clear
- Steel plate top for cooking use

SPECIFICATIONS

- Estimated maximum heat output: 22kW
- Heats area up to 250m²
- Average emission rate: 0.54g/kg
- Overall average efficiency: 66%
- ECAN Authorisation No. 191312

DIMENSIONS (MM)



22kW



250m²



Radiant &
Convection



Clean Air

KENT[®]
wood fires & heating

INBUILT WOOD FIRES

RATA WOOD FIRE.

LOVED HERE.





RATA

15kW

KWF295-6938



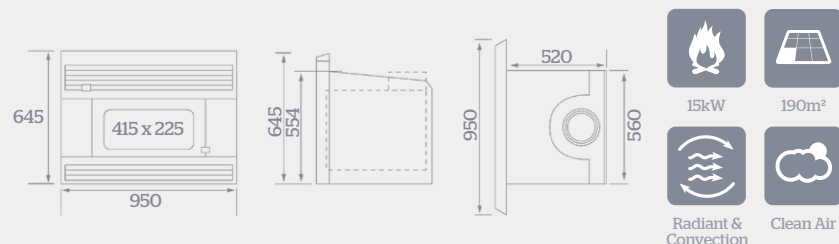
FEATURES

- Flush-mount matt black design, 6mm steel
- Vermiculite brick lined firebox
- Multi-burn firebox helps glass remain clear

SPECIFICATIONS

- Estimated maximum heat output: 15kW
- Heats area up to 190m² (typically up to three standard rooms)
- Average emission rate: 0.51g/kg
- Overall average efficiency: 69%
- ECAN Authorisation No. 142831

DIMENSIONS (MM)



LOGFIRE II

15kW

KWF295-6937



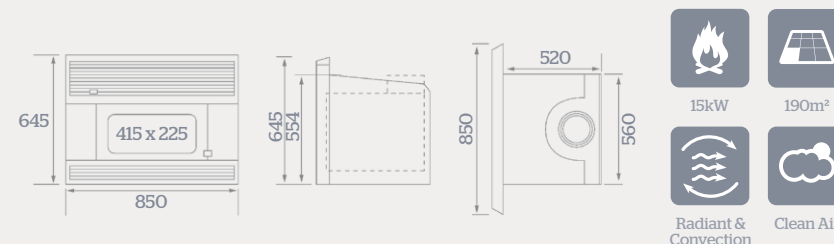
FEATURES

- Flush-mount matt black design, 6mm steel
- Vermiculite brick lined firebox
- Multi-burn firebox helps glass remain clear

SPECIFICATIONS

- Estimated maximum heat output: 15kW
- Heats area up to 190m² (typically up to three standard rooms)
- Average emission rate: 0.51g/kg
- Overall average efficiency: 69%
- ECAN Authorisation No. 142832
- Rural airslide available (KWF299-7127)

DIMENSIONS (MM)



OUTDOOR FIREPLACE



TEKAPO

KWF292-5901

The Tekapo Outdoor Fireplace is the perfect choice when you want more than just a fire to add warmth and ambience to your outdoor area.

Ideal for outdoor entertaining, the Tekapo features a built-in pizza oven and a grill and hotplate for barbecuing and roasting, as well as a secondary oven and storage compartment.


Designed to be portable, the Tekapo gives you the flexibility to create different settings for family and friends to enjoy all year around.

FEATURES

- Matt black design, 4mm steel
- Convenient wood storage underneath
- Includes pizza stone, steel hotplate, stainless steel grill and firebox cover
- 12 month warranty

SPECIFICATIONS

- Dimensions (mm): 1470 H x 955 W x 510 D
- Weight (kg): 230
- Pizza Stone (mm): 295 x 295
- Grill (mm): 320 x 480
- Hotplate (mm): 320 x 320



Top oven, includes pizza stone



3 tiered cooking area, includes grill and hotplate



Secondary oven and hotplate storage



5 STEP PRE-PURCHASE GUIDE

1.

CHECK YOUR LAND AREA

- If less than 2ha you can only install a clean-air wood fire approved for use in your local council area
- If more than 2ha you can install a rural wood fire that does not need to be clean-air approved

2.

CHECK FOR LOCAL COUNCIL BY-LAWS

- National Environmental Standards permit a maximum of 1.5 grams of particles per 1 kilogram of dry wood burnt. However some councils have stricter airshed requirements
- Wood fire heating efficiencies must be greater than 65%

3.

CORRECTLY SIZE YOUR FIRE

- Determine the area you wish to heat, and calculate how many square metres this covers
- Compare your area with the heating area specification included with each fire in the brochure
- We base our calculations on a nominal 'stud' (ceiling) height of 2.4m and make the assumption the insulation of the property is up to current standards
- If you have a taller stud height or the insulation in your property needs upgrading to current levels you may require more heating capacity. Check with your heating specialist for further advice

4.

CONSIDER YOUR FIRE LOCATION

- Wood fires can be built-in or freestanding
- Fires are positioned for best flue installation
- The position of your fire affects how well it can heat your whole home
- Hearths must protect your floor and comply with regulations

5.

CHECK YOUR INSTALLER IS APPROVED

- Wood fires should always be installed by an approved installer
- We suggest using a NZHHA approved installer as they will also help manage the council permit process
- The installer can advise on the best position for your fire and flue
- The installer should visit your home and advise on the best fire size and type for your needs

For more information and FAQs,
please visit our website.

kent.co.nz



WOOD FIRE ACCESSORIES

KENT[®]
wood fires & heating

BENMORE WOOD FIRE. Pictured here with Kent floor protector, but without required flue shield.

LOVED HERE.



FLOOR PROTECTORS

FEATURES

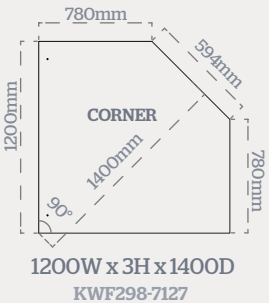
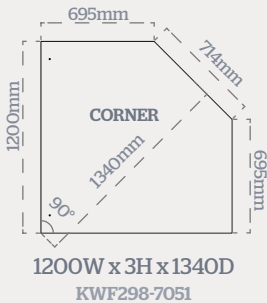
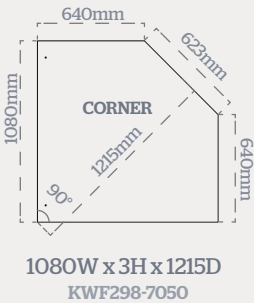
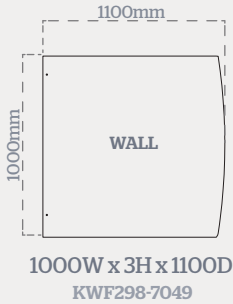
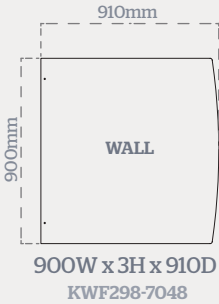
- Perfect for both wall and corner installation
- Constructed in 3mm steel
- Metallic black powder coated finish
- Suits a majority of freestanding wood fires

RECOMMENDED FLOOR PROTECTORS FOR KENT WOOD FIRES:

Model No.	Location	Size	Cardona	Benmore	Oxford	Haast	Aspiring	Murchison	Ruapehu
KWF298-7048	Wall	Small	*	*	*				
KWF298-7049	Wall	Large	*	*	*	*	*	*	*
KWF298-7050	Corner	Small	*	*	*				
KWF298-7051	Corner	Large	*	*	*	*	*	*	*
KWF298-7127	Corner	X-Large	*	*	*	*	*	*	*

NOTE: This product is an ash protector, it is not an insulated protector.
Kent floor protectors meet minimum floor protection requirements AS/NZS2918:2001.

DIMENSIONS (MM):



MOISTURE GAUGE

KWF298-7004

Firewood with less than 25% moisture content* will burn cleaner, provide maximum heat outputs, reduce fuel costs and help keep fires and flues performing properly.

SPECIFICATIONS

- Simple to use, with digital bar-graph display
- Accurate readings, with low 0.1% error margin
- Senses a maximum of 40% moisture content
- Low battery use, with auto-switch-off function
- Four sensor prongs for reliable readings
- Includes handy canvas bag and 9V battery



*by wet weight ratio

WOOD FIRE **FLUE KITS**

Kent wood fires are sold without a flue. A New Zealand designed and manufactured Inbuilt and Freestanding flue kit is available for your chosen wood fire installation. Each flue kit contains the parts required for a standard installation. Your dealer/installer will be able to assist you with your requirements.

FREESTANDING WOOD FIRES HAVE TWO FLUE KIT OPTIONS AVAILABLE:

- All Kent freestanding flues have a triple skin design (an inner flue and outer flue casings). The inner flue allows all of the smoke to exit the fire cleanly. The outer casings provide thermal insulation and allow air to flow between them and the inner flue which insulates the inner flue when the fire is running.
- In the standard Freestanding Flue Kit, air from within the room where the fire is located enters the space between the liners and the main flue via the gap between the ceiling and the ceiling plate. This will allow some of the warm air generated by the fire burning to escape up the gap between the flue casings.
- The Energy Saver Flue Kit differs from the standard flue, in that cooling air is introduced into the flue casings from the roof space. The ceiling plate is fixed directly to the ceiling creating an air tight seal. This effectively seals the room to reduce warm air loss through the flue system. The outer casing in the ceiling has a perforated lower section, which draws cooling air from within the ceiling cavity. This ensures optimum heat levels can be achieved in the living space.

INBUILT WOOD FIRES HAVE TWO FLUE KIT OPTIONS AVAILABLE:

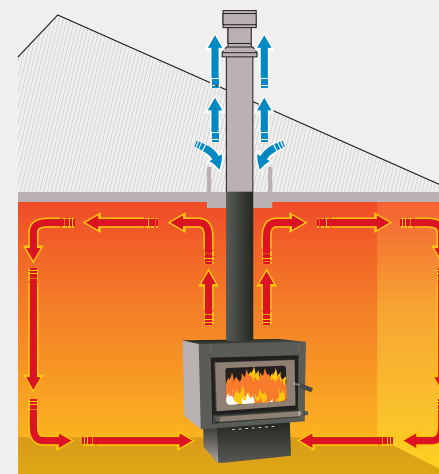
- The standard Inbuilt Flue Kit is designed to be installed in an existing masonry chimney.
- The Zero Clearance Kit provides an insulated surround for the Rata and Logfire II fires to allow them to be installed in a non-masonry chimney breast. The Zero Clearance Kit comprises a steel insulation box which provides thermal clearance to combustible materials and a flue transition adaptor.

INBUILT FLUE KITS:

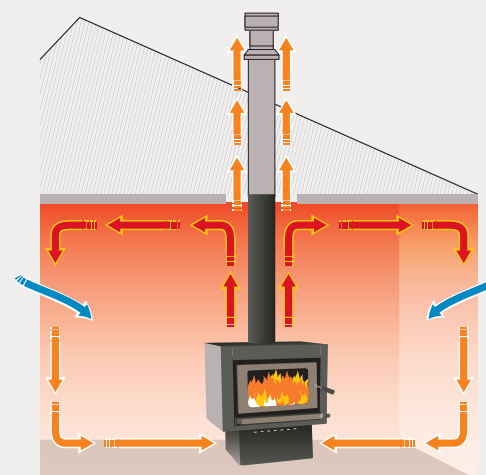
Standard Flue:
For masonry installation
KWF298-6025

Zero Clearance Box & 600mm
Transition (Flue Kit not included):
KWF298-7371

Zero Clearance Box & 600mm
Transition (3.6m Flue Kit included):
KWF298-7374



FREESTANDING FLUE KITS: Energy Saver Flue:
KWF298-7006



FREESTANDING FLUE KITS: Standard Flue:
KWF298-7005



FREESTANDING SPECIFICATIONS

FREESTANDING DIMENSIONS & PERFORMANCE

FREESTANDING		External fire dimensions (mm)			Internal fire dimensions (mm)			Firebox	Performance			
Model	Model No.	Width	Depth	Height	Width	Depth	Height		Est Max. Heat Output	Maximum heat area	Average emissions	Average efficiency
Cardrona	KWF295-6960	535	490	648	479	350	270	33L	14kW	150m²	0.80g/kg	69%
Oxford	KWF295-6961	535	490	648	479	350	270	33L	14kW	150m²	0.80g/kg	69%
Benmore	KWF295-6962	535	490	648	479	350	270	33L	14kW	150m²	0.80g/kg	69%
Haast	KWF295-6950	575	560	730	430	417	265	41L	18kW	210m²	0.98g/kg	66%
Murchison	KWF295-6952	575	560	730	430	417	265	41L	18kW	210m²	0.98g/kg	66%
Aspiring	KWF295-6951	575	560	730	430	417	265	41L	18kW	210m²	0.98g/kg	66%
Forbes	KWF295-6964	575	560	450	430	417	265	41L	18kW	210m²	0.98g/kg	66%
Ruapehu	KWF295-6965	760	588	718	640	415	315	83L	22kW	250m²	0.54g/kg	66%

* External dimensions exclude fascia.

FREESTANDING CLEARANCES

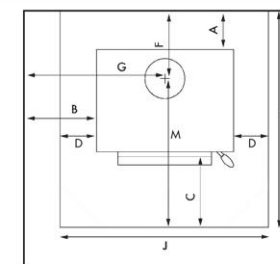
FREESTANDING		Minimum Installation Clearances (with flue shield) mm								Hearth Clearances (mm)				
Model	Model No.	A	B	C*	D	E	F	G	H	J	K	L	M	N
Cardrona	KWF295-6960	135	350	300	130	120	270	610	395	795	855	1140	585	1000
Oxford	KWF295-6961	135	350	300	130	120	270	610	395	795	855	1140	585	1000
Benmore	KWF295-6962	135	350	300	130	120	270	610	395	795	855	1140	585	1000
Haast	KWF295-6950	160	360	300	130	190	320	645	500	835	960	1340	640	1160
Murchison	KWF295-6952	160	360	300	130	190	320	645	500	835	960	1340	640	1160
Aspiring	KWF295-6951	160	360	300	130	190	320	645	500	835	960	1340	640	1160
Forbes	KWF295-6964	300	200	300	80	180	460	488	500	735	1100	1340	640	1160
Ruapehu	KWF295-6965	150	200	300	100	170	315	580	540	960	913	1375	640	1180

* Fuel loading opening to end of floor protector.

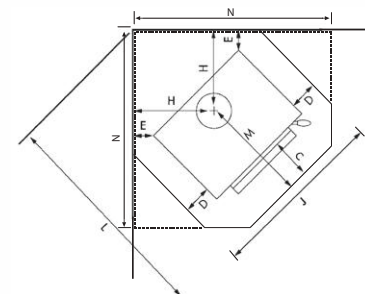
OUTDOOR FIRE CLEARANCES

OUTDOOR FIRE		Minimum Installation Clearances (mm)									
Model	Model No.	A	B	C	D	E	F	G	H	I	J
Tekapo	KWF292-5901	300	1000	500	200	300	484	1470	1340	950	826

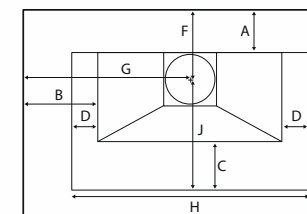
FREESTANDING
WALL CLEARANCES



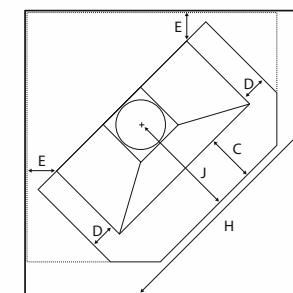
FREESTANDING
CORNER CLEARANCES



OUTDOOR FIRE
WALL CLEARANCES



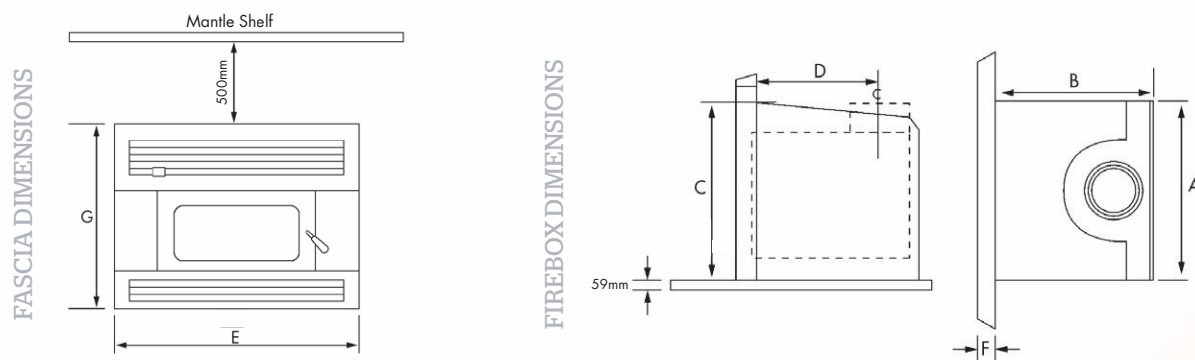
OUTDOOR FIRE
CORNER CLEARANCES



INBUILT DIMENSIONS & PERFORMANCE

INBUILT		External fire dimensions (mm)			Internal fire dimensions (mm)			Flue Centre	Fascia Width	Fascia Depth	Fascia Height	Firebox	Performance			
		Width	Depth	Height	Width	Depth	Height						Est Max. Heat Output	Maximum heat area	Average emissions	Average efficiency
Rata	KWF295-6938	560	520	554	380	400	280	390	950	60	645	41L	15kW	190m²	0.51g/kg	69%
Logfire II	KWF295-6937	560	520	554	380	400	280	390	850	60	645	41L	15kW	190m²	0.51g/kg	69%

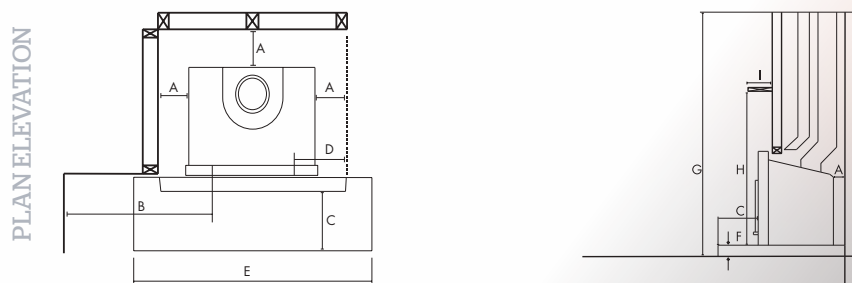
Note: All measurements exclude the fascia insulating blanket.



INBUILT CLEARANCES

INBUILT	Model No.	Minimum Installation Clearances (mm)								Maximum Mantle Projection (mm)	
		A	B	C*	D	E	F**	G	H	I	
Rata	KWF295-6938	25	500	300	200	840	59	2000	1200	160	
Logfire II	KWF295-6937	25	500	300	200	840	59	2000	1200	160	

* Floor protector from front of fascia. ** Heat sensitive floors only. Refer installation instructions for other floor types.



kW

The kilowatt rating is the maximum rated output of the fire burning dry soft wood when tested to NZHHA approved test methodology.



m²

Gives an indication of the floor area able to be heated by the fire. This assumes a normal stud height of 2.4m and an adequate level of insulation in the home.



Radiant

A radiant wood fire produces sun-like warmth as the heat radiates from its steel body. Heat is produced quickly once the fire is well established, warming people in close proximity. Ideal for heating smaller spaces.



Radiant and Convection

Radiant and Convection wood fires create warm air currents which circulate via convection, warming the area the fire is situated in. A secondary radiant effect produces sun-like warmth in close proximity to the fire.



Clean Air

A Government requirement for fuel to be completely gasified and burned, producing a minimum of polluting by-products such as smoke, creosote or ash. Non-clean air fires can still be used in properties located on land greater than 2ha.

WARRANTY INFORMATION



Kent wood fires are manufactured using the latest production techniques, robust materials and quality controls.

All Kent indoor fireboxes are guaranteed for 15 years. The seal, door seal, fire bricks, flue, secondary air system and removable baffle are guaranteed for one year.

Warranties apply to all products from date of purchase by the original consumer for use and operation as intended in our instructions. Warranties do not cover damage caused by burning improper fuels (driftwood/treated wood/coal or plastic-based waste). Installation must be carried out by an approved installer. Fitness for purpose, overall system design and installation and servicing quality is solely the responsibility of the dealer/installer.



Kent products are distributed by:
Aber Holdings Ltd T/A Aber Living
17 Mainstreet Place, Te Rapa, Hamilton 3200
Free Phone: **0800 161 161**
www.aberliving.co.nz



Product specifications are applied at date of publication and can be changed without notice. Fire install photographs should not be used as installation guidelines.

LOVED HERE.

